

REVISION TIME



How to revise for your history exam

Flashcards – Lots of option here

Using the flash cards we have given you:

Start by trying to learn one or two a night

Build up your memory over a period of a few weeks

Look at the following link for lots of useful tips on how to use them effectively

<https://risingfellow.com/blog/memorize-flashcards-more-efficiently>

You can also create your own flashcards online using Quizlet which also has an app:
<https://quizlet.com/en-gb>



Try using the Leitner method, using the video below:

<https://www.youtube.com/watch?v=C20EvKtdJwQ>

Retrieval Practice

Testing what you know is a powerful tool in revision, the effort to remember something really strengthens your memory.

Apps such as Memrise and Quizlet allow you to use or create your own quizzes based on topics. Create them, test yourself or get someone to test you, it really works!

Quizlet

Watch videos

We have put lots of useful videos in the Google Classroom for you to watch.

Oak Academy online lessons

Brilliant if you have forgotten a topic or you were absent!

<https://classroom.thenational.academy/units/weimar-and-nazi-germany-1919-1939-6b4e>



The Big Picture

The best way to aid your understanding of history is to make sure you are confident with the big 'overview' story before you begin revising individual topics.

1. Create a timeline to identify the key events in a topic and colour code the themes.

E.g. Hitler's consolidation of power

2. Mapping out what you can remember about a topic before you start



Deliberate practice

Set aside time to practice improving your knowledge or historical skills.

Choose what you need to do, it must be tough enough to challenge you, and practice, practice, practice! You should focus on something that you are almost able to do but not just yet!

1. Use a model answer that we have given you, pull it apart and identify the key parts. Then answer a similar question and try to replicate

2. Study material, complete practice questions in timed conditions. Then use your notes to correct / improve your answer. A week later, redo a similar question. Repeat as necessary

The Cornell Method

This is a great method to get you to 'think' about your revision.


Simply split your page into 3 sections as shown on the diagram on the left:

- Note Taking
- Cues
- Summary



Use it to summarise a whole topic or theme, for example:

- How Hitler became Dictator by 1934?
- How did Hitler impact the lives of German people 1933-39?
- What events led to World War 1?



Interleaving and Spacing

Don't revise your all topics in one go (cramming), you should revise 'chunks' of a topic for small amounts of time (15 minutes) and then move onto another 'chunk' from a different topic.

This will improve your memory!

1. Create a revision plan to cover topics you need to cover (least confident first!) and then go back over them again later. Spread your learning in small sections, 5 hours to 5 x 1 hour
2. Use your flashcards to self test yourself on old and new topics

Mnemonics

These are great for helping you to remember how to approach a question or facts and events

e.g. Question 5 of the DWR exam:

In captivity angry owls cry

- Interpretation
- Context
- Authorship
- Other interpretation
- Conclusion

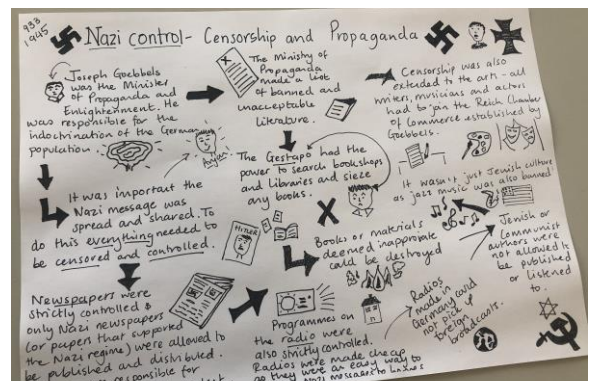
Dual Coding

Dual coding 'is the method of putting your knowledge into visual form alongside words.

It increases the chances of you remembering it.

An example activity you can do is creating a comic strip to represent Nazi control.


1. Use simple drawings with matching simple descriptions
2. The drawing should represent your understanding of the topic
3. Try to draw links between images



Buy the revision guide

My Revision Notes: WJEC GCSE History
[Evans, R. Paul;](#) [Quinn, Rob](#)

ISBN:9781510403833



Exam technique

Don't forget to also revise exam technique. Look at the beginning of your booklet to see advice on how to answer each question.

Also use the mark schemes to see where marks are awarded. Read through the model answers for further help and guidance.